

REAL-EL
USER MANUAL



**2.0 USB MULTIMEDIA
SPEAKER SYSTEM**
S-4 10

Congratulations on your purchase of the REAL-EL speaker system!

COPYRIGHT

© 2024. ENEL GROUP OU.

This Manual and information contained in are copyrighted. All rights reserved.

TRADEMARKS

All trademarks are the property of their legal holders.

CONTENTS

1. BUYER RECOMMENDATIONS	1
2. PACKAGE CONTENTS	1
3. SAFETY PRECAUTIONS	2
4. TECHNICAL DESCRIPTION	2
5. CONNECTION AND OPERATION	3
6. TECHNICAL SPECIFICATIONS	4

1. BUYER RECOMMENDATIONS

- Unpack the device carefully. Make sure there are no accessories left in the box. Check up the device for damage; if the product was damaged during transportation, address the firm, which carried out the delivery; if the product functions incorrectly, address the dealer at once.
- Check up the package contents and availability of the warranty card. Make sure the warranty card has a shop stamp, a legible signature or the seller's stamp and purchase date, and the goods number corresponds to that in the warranty card. Remember: in case of warranty card loss or discrepancy of numbers you forfeit the right for warranty repairs.
- Do not switch on the device immediately after you bring it into a room from environment with negative temperature! After unpacking, the device should be kept in conditions of room temperature for at least 4 hours.
- Before installing and using the device, read this Manual carefully and keep it for future reference.

2. PACKAGE CONTENTS

2.0 Multimedia Speaker System — 1 pc

Warranty card — 1 pc

User manual — 1 pc

3. SAFETY PRECAUTIONS

- Do not open the device and do not perform repairs by yourself. Service and repairs should be performed only by qualified specialists at authorized service centers. The list of authorized service centers is on www.real-el.com
- Make sure that foreign objects do not get inside the holes of the device.
- Protect the device from high humidity, water and dust.
- Protect the device from heating: do not place it closer than 1 m from a heat source. Do not expose it to direct sunlight.
- Do not use any chemical agents for cleaning. Clean it with dry soft cloth only.
- In case of device does not work properly. Please contact place of purchase or service center.

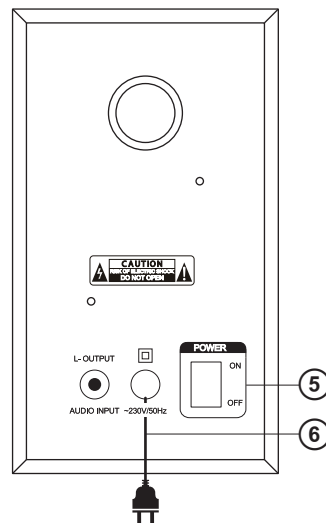
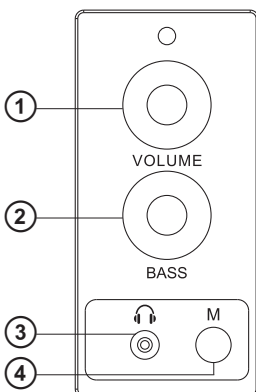
Special features

- Wireless signal transmission via Bluetooth
- 3.5 mm wired connection
- Headphone jack
- Dynamic RGB lighting
- Wooden case (MDF)

4. TECHNICAL DESCRIPTION

Control panel

- ① VOLUME: Volume control knob
- ② BASS: Bass control knob
- ③ Headphone jack
- ④ M: Mode switch and backlight button
- ⑤ POWER ON/OFF : Power switch
- ⑥ Power cord

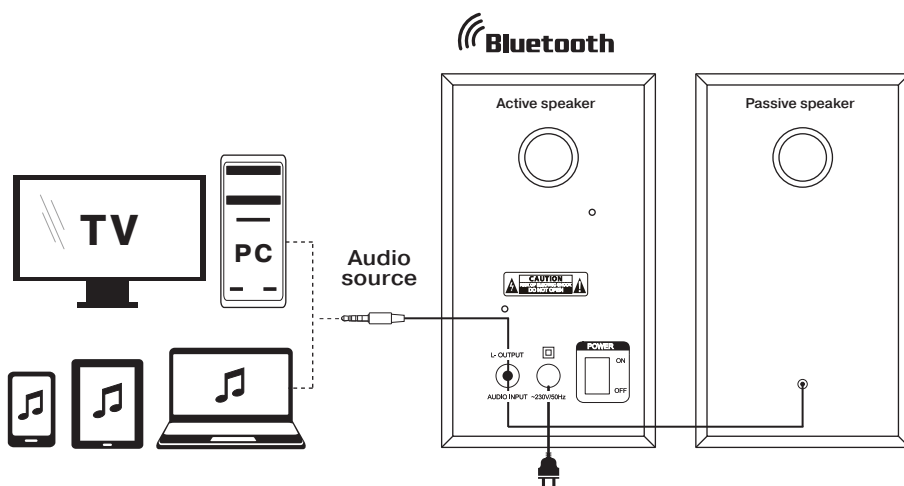


5. PREPARATION AND OPERATION

MSS Connecting

Multimedia Speaker System (MSS) can be connected to most of audio sources: PCs, laptops, tablet PC, cell phones, etc. (see connection diagram in Fig.).

- Place the speakers symmetrically to the listener at least one meter away.
- Connect active speaker.
- Connect required signal cable to audio source.
- Adjust volume on minimum level.
- Plug-in power cable to mains and turn ON the speaker.
- Short press M ④ to change the input signal mode 3.5 mm Line-in, Bluetooth.
- Press and hold M ④ to change Backlit mode.
- The mode switches automatically when headphones are connected.



Bluetooth mode

- Choose bluetooth mode by pressing M ④. MSS start search mode.
- Activate Bluetooth search mode of your device (phone, notebook, smartphone, etc.). «**REAL-EL S-410**» will be displayed which should be connected to.
- Reconnection is automatic.
- To connect another device, you need to repeat the Bluetooth connection procedure, provided that the previous device is not connected to the speaker

6. SPECIFICATION

Parameter	Value
Output power (RMS)	12 (2 × 6) W
Frequency range	90 – 20 000 Hz
Speaker drivers size	Ø 76 mm
Power supply	~ 230/50 V/Hz
Connection	Bluetooth / mini-jack Ø 3.5 mm
Dimensions (one speaker)	110 × 180 × 105 mm
Case material	wooden (MDF)
Weight	1.3 kg

Notes:

- *Technical specifications given in this table are supplemental information and cannot give occasion to claims.*
- *Technical specifications and package contents are subject to change without notice due to the improvement of REAL-EL production.*



Manufacturer: ENEL GROUP OU, Harju maakond, Rae vald, Jüri alevik, Aruküla tee 55a, 75301, Estonia.
© Registered Trademark of ENEL GROUP OU. Estonia.